

BAKIRAL[®]

ESE LIGHTNING ROD PROTECTION SYSTEMS




ISO 9001 OHSAS 18001 ISO 14001 30 YEARS STEEL WARRANTY BAKIRAL WARRANTY CE NFC 17 102



ALFA - S

BAKIRAL

ESE LIGHTNING ROD PROTECTION SYSTEMS




Bakiral Elektrik Ltd Sti. Manufacturing Company has been Producing ESE Lightning Rod Conductors (Early Streamer Emission Lightning Rod Protection) since 2007. Our manufacturing range in becoming main our production that ESE Lightning rod Conductor Exothermic welding powder. Lightning rod air terminal and clips accessories.

Bakiral ESE Air Terminal comply with NFC 17 102 and certified ISO 9001-2008, ISO 14001-2004, OHSAS 18001-2007 and CE Declaration of Conformity

All Bakiral ESE Air Terminal can used all Industry such as :

- * Petrochemical, Oil and Gas
- * High rise Buildings and Hotels
- * Mining
- * Telecommunication and Broadcasting
- * Sporting Centre – Golf Course, Stadiums
- * Aviation
- * Industrial Facilities
- * Defense
- * Power Generation and distribution
- * Rail /Transportation



PROTECTED AREA

The Protection radius (Rp) of a Bakiral ESE Air terminal is calculated using the Following formula as defined by the France National Standard NFC 17-102 (July 1995)

$$R_p = \sqrt{h(2D-h) + \Delta L(2D+\Delta L)} \text{ for } h \geq 5\text{m where:}$$

The following key parameters determine the calculation of Rp

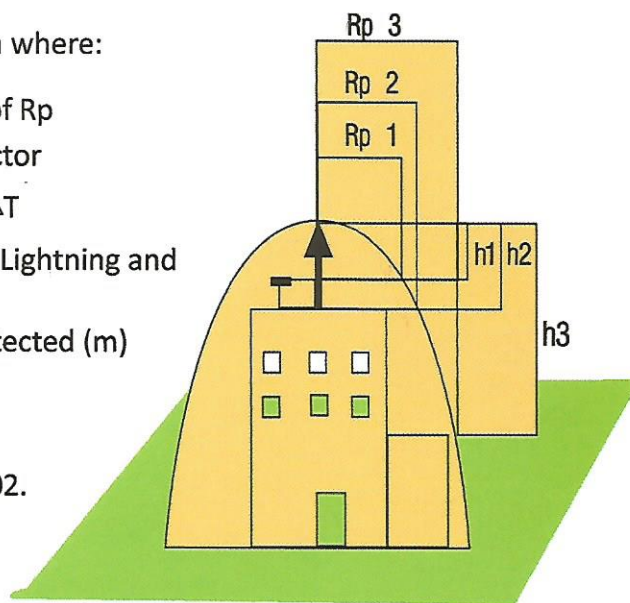
- * ΔT is the triggering advance of the ESE Lightning conductor
- * ΔL is the upward leader length gain defined by $\Delta L = V \cdot \Delta T$
- * V : the moving velocity of ions occur around Air Terminal to Lightning and in Standard $V = 1M/\mu$
- * h = actual height of Air terminal above the area to be protected (m)
- * D (in m) depends on the selected level of protection, protection

Level area specified in annex B of the standard NFC 17-102.

$D = 20\text{m}$ for protection level I (High Protection)


$D = 45\text{m}$ for protection level II (Medium Protection)

$D = 60\text{m}$ for protection level III (standard Protection)



NFC 17- 102 STANDARD PROTECTION

h(m)	(Rp) Half Protection Radius (m) ($\Delta L = 60\text{m}$)		
	Protection Level		
	I	II	III
5	79	97	107
10	79	99	109
20	80	102	113
30	80	104	116
60	80	105	120



TESTED IN NFC 17-102 LABORATORY

- * BAKIRAL THOR ESE AIR TERMINAL : $\Delta T = 66 \mu\text{S}$
- * BAKIRAL THOR – S ESE AIR TERMINAL : $\Delta T = 76 \mu\text{S}$
- * BAKIRAL ALFA ESE AIR TERMINAL : $\Delta T = 66 \mu\text{S}$
- * BAKIRAL ALFA - S ESE AIR TERMINAL : $\Delta T = 76 \mu\text{S}$
- * BAKIRAL BETA ESE AIR TERMINAL : $\Delta T = 66 \mu\text{S}$


NFC 17 102
CERTIFICATE



BAKIRAL®

ESE LIGHTNING ROD PROTECTION SYSTEMS

ESE LIGHTNING ROD CONDUCTOR - GROUND MOUNTS



you need to use
pilon clamp
every each
one meter

example
20 meters
you need to use
20 pieces
pilon clamp



TEST AIR THERMIAL
CLAMP DEVICE

COOPER ROD CLAMP OR
THERMOWELDING



Distributed by

BAKIRAL ELEKTRIK LTD STI

FACTORY ADDRESS

1204/6 Sk. No:30 Omer Atli Makz.

Yenisehir-IZMIR-TURKEY

TEL: + 90 232 458 98 69

FAX: + 90 232 458 98 79

INFO@BAKIRAL.COM

WWW.BAKIRAL.COM